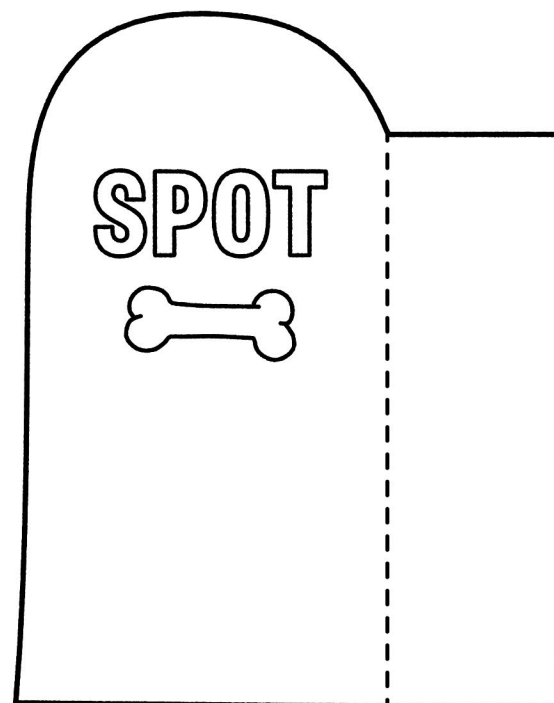


LIFT THE FLAP PICTURE

Make your own Where's Spot? lift the flap picture with this handy template. Once you've got the knack, why not draw and make your own hiding place for Spot?

INSTRUCTIONS

1. Colour in Spot, his kennel and the door.
2. Ask a grown-up to help you cut along the solid line around the door and fold the dotted one.
3. Carefully glue the flap to your picture.



WHERE'S SPOT?




SPORT RELIEF IT'S GAME **ON**
9-13 MARCH

LIFT THE FLAP PICTURE

Make your own Where's Spot? lift the flap picture with this handy template. Once you've got the knack, why not draw and make your own hiding place for Spot?


INSTRUCTIONS

1. Colour in Spot, his flowers and the hedge.
2. Ask a grown-up to help you cut along the solid line around the hedge and fold the dotty one.
3. Carefully glue the flap to your picture.



WHERE'S SPOT?

SPORT RELIEF IT'S GAME **ON**
9-13 MARCH

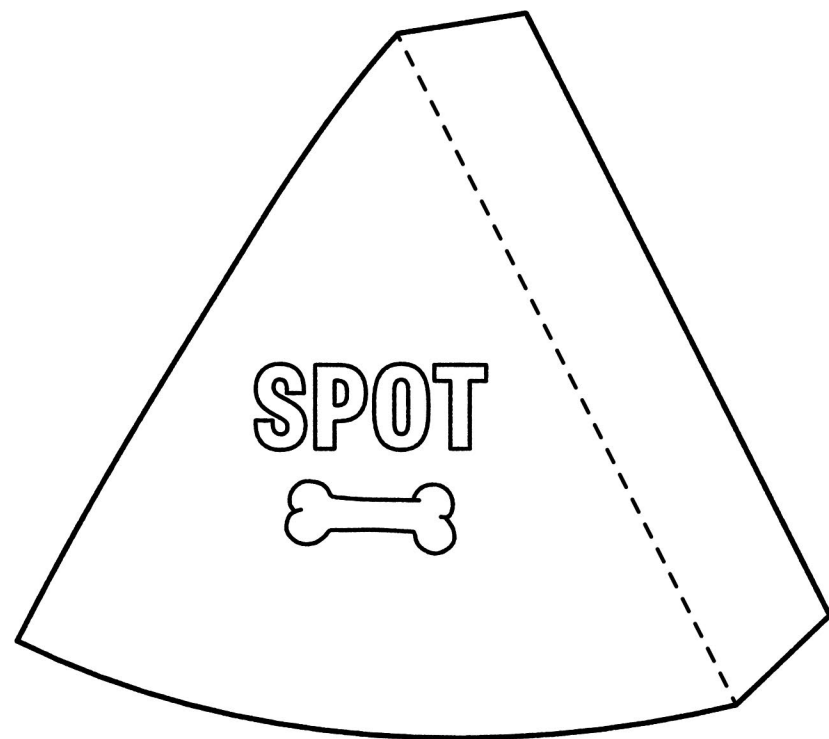


LIFT THE FLAP PICTURE

Make your own Where's Spot? lift the flap picture with this handy template. Once you've got the knack, why not draw and make your own hiding place for Spot?

INSTRUCTIONS

1. Colour in Spot, his tent and the door.
2. Ask a grown-up to help you cut along the solid line around the door and fold the dotted one.
3. Carefully glue the flap to your picture.



WHERE'S SPOT?



SPORT RELIEF IT'S GAME **ON**
9-13 MARCH