



Congratulations for taking part in our **Storytime Reading Buddies Scheme**

There's evidence that peer-to-peer reading can bring many benefits to pupils in your school. Studies by the Educational Endowment Fund and University of Durham have shown that partnering older and younger pupils in regular one-to-one reading sessions brings lots of positive results:

➡ For older buddies, it reinforces what they have learnt and gives them more confidence in their reading fluency, expression and leadership skills. It also boosts their independence and interest in reading.

➡ For younger buddies, it can dramatically improve reading skills and help instil a positive attitude towards reading.

➡ For both buddies, it forges bonds of mutual respect, empathy, cooperation and understanding. It brings together children from different backgrounds. It increases trust and self-esteem, and it may provide valuable one-to-one reading time that isn't readily accessible at home. It's also something pupils really look forward to.

➡ For your school, peer-to-peer reading schemes like our **Storytime Reading Buddies Scheme** have been found to be an economical and effective way to improve reading results all round.



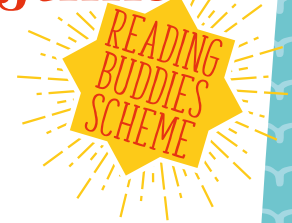
Storytime™



In this pack, you will find:

- ⦿ How to set up a **Reading Buddies Scheme** in eight easy steps.
- ⦿ **10 Top Tips** for older **Storytime Reading Buddies**.
- ⦿ **Reading Buddies Cards**, so your buddies can keep track of their sessions together.
- ⦿ **'I'm a Storytime Reading Buddy'** printable badges.
- ⦿ **Printable Certificates** – bronze for completing 10 Buddy sessions, silver for 20 Buddy sessions and gold for 30 Buddy sessions.





SETTING UP A READING BUDDIES SCHEME: 8 EASY STEPS

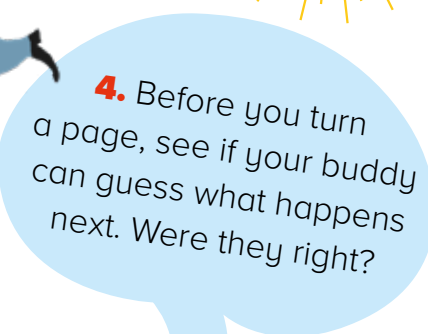
Every **Reading Buddies Scheme** needs a coordinator to get it started, but once it's in place, your pupils can run it themselves with you as a contact point for feedback, checking record cards or progress, and giving out reward certificates. Here's how to get your scheme started:

- 1. PICK THE PLACE.** The school library, a reading nook or a sheltered area outdoors is great. A place where two buddies can sit together comfortably is better than sitting at desks.
- 2. CONSIDER AGE GROUPS.** Studies have found that paired reading with an age difference of two or more years is most effective, e.g. pairing year 6 pupils with year 4 or below. Ask teachers in lower years to identify pupils who are struggling with reading and who need help.
- 3. SET THE TIME AND DAY.** Just one weekly 20-minute session can make a huge difference. Set a time and date and make sure your **Reading Buddies** know when it is. It could be during lunchtime or lessons – whatever works best.
- 4. START SMALL.** Kick off your **Reading Buddies Scheme** with just a few pairs of buddies at first and get their feedback on what works and doesn't work (is it too long, too short, the right location?) before rolling it out to more pupils.

- 5. CHOOSE CHAMPIONS.** If your older **Reading Buddies** are willing volunteers, they will champion the scheme and inspire other pupils to take part. Remind them what a challenge it is to learn to read, so they approach the task with empathy.
- 6. FIND THE RIGHT PAIRS.** Some studies have found that same-sex pairing works best, but personality is a factor too. If there's a clash, you can always swap pairs around. It's a good idea to change partners every term and have back-up **Reading Buddies** to cover absenteeism.
- 7. REWARD PROGRESS.** Use our **Reading Buddy Reward Certificates** to help buddies stay motivated.
- 8. USE STORYTIME.** Storytime automatically gives you a variety of stories to choose from to suit a wide range of tastes. It's got myths and legends, fairy tales, fables, folk tales, stories from around the world, contemporary stories and poems. But have a variety of books on hand too!



10 TOP TIPS FOR OLDER STORYTIME READING BUDDIES



1. How you read is up to you – you can read to your younger buddy, they can read to you, or you can take it in turns.

2. Use lots of expression to make the story interesting. Remember to get louder or faster in exciting, dramatic bits and use funny voices too.

3. Before you start reading, look at the story title and pictures together. Can your buddy predict what will happen in the story?

4. Before you turn a page, see if your buddy can guess what happens next. Were they right?

5. At the end of a story, talk to each other about your favourite parts and why you liked them.

6. Ask questions to check whether your buddy understands the story. For example, “Why do you think he did that?”

7. Stop every now and again and point at a word. See if your younger buddy can say it for you.

8. If your buddy isn't enjoying a story, try a different one. There are lots to choose from in Storytime!

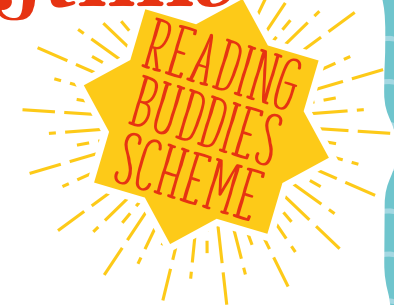
9. If your buddy gets stuck on a word, don't tell them what it is right away. Encourage them to work it out by sounding out the letters or see if they can guess what it is by reading the whole sentence. If not, praise them for trying so hard, and tell them what the word is.

10. Use our **Reading Buddies** drawing, writing and storyboard sheets to draw a picture or write a mini story for each other before your next meeting!

STORYTIME READING BUDDIES CARD

FOLD HERE

storytime™



NAME: _____ CLASS: _____

MY READING BUDDY IS: _____

BUDDY DAY: _____ BUDDY TIME: _____

BUDDY PLACE: _____

➡ You get a special reward certificate if you complete **10, 20 and 30 Reading Buddies sessions!**

Tick a square for each Buddy Session you complete!	1	2	3	4	5	6	7	8
9	10	Well Done! Bronze Buddy Award	11	12	Be a good buddy today!	13	14	15
16	17	18	19	Top Work! Silver Buddy Award	20	21	22	23
24	25	Happy reading!	26	27	28	29	30	Superstar Reading! Gold Buddy Award

* Stick this sheet inside the pirate cover of your Reading Buddies Card.



NEW WORDS

Write down any new words you've learnt here.



FOLD HERE

STORYTIME READING BUDDIES CARD

READING
BUDDIES
SCHEME




WWW.STORYTIMEFORSCHOOLS.COM

READING BUDDIES BADGES

storytime™

READING BUDDIES SCHEME

Print out and laminate our special badges for your older and younger Reading Buddies to wear.



★ WELL DONE ★

THIS IS TO CERTIFY THAT _____

HAS COMPLETED 10 READING BUDDIES SESSIONS AND IS NOW A

BRONZE READING BUDDY



DATE: _____ SIGNED: _____

★ CONGRATULATIONS! ★

THIS IS TO CERTIFY THAT _____
HAS COMPLETED 20 READING BUDDIES SESSIONS AND IS NOW A

SILVER READING BUDDY



DATE: _____

SIGNED: _____

★ BRILLIANT WORK ★

THIS IS TO CERTIFY THAT _____

HAS COMPLETED 30 READING BUDDIES SESSIONS AND IS NOW A

GOLD READING BUDDY



DATE: _____

SIGNED: _____

★ YOU DID IT! ★

THIS SPECIAL AWARD IS TO RECOGNISE

AS STORYTIME READING BUDDIES SCHEME'S

★ MOST IMPROVED READER ★

DATE: _____ SIGNED: _____



★ YOU'RE AN INSPIRATION! ★

THIS SPECIAL AWARD IS TO RECOGNISE

AS STORYTIME READING BUDDIES SCHEME'S

MOST DEDICATED BUDDY



DATE: _____ SIGNED: _____

DRAWING

Draw a picture of your favourite character from today's story.

storytime™

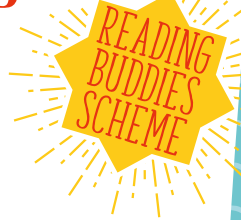
READING
BUDDIES
SCHEME



WRITING

Write a mini story inspired by today's story.

storytime™



Here are some ideas to get you started:

- ★ Write what happened after the story ended.
- ★ Write the story from the point of view of a different character.
- ★ Write a different tale starring your favourite character from today's story.
- ★ Put all the characters in a different setting (on the moon, for example) and see what happens!



STORYBOARDS

Tell today's story in your own words
in just four pictures and sentences!



storytime™

READING
BUDDIES
SCHEME
