

THE BROTHERS GRIMM FACT SHEET



- Brothers **Jacob and Wilhelm Grimm** were born in Hanau, Germany. Jacob was born in 1785 and Wilhelm was born in 1786.
- They both studied at the same university, where they started to write down stories they heard people telling each other.
- In 1812, their first book was published. It had 86 stories in it and it was called ***Children's and Household Tales***.
- The Brothers Grimm didn't make them up – they were stories that already existed.
- People liked the book so much, the brothers carried on collecting stories. In the end, they collected over 200 of them! **Their books became known as *Grimms' Fairy Tales*.**
- When they weren't collecting stories, the brothers worked as librarians. At one point, Jacob was the librarian to a king!
- They later became professors, and were experts in stories and the German language. Jacob died in 1863 and Wilhelm died in 1859.
- In Hanau town square, there is a statue to remember the Brothers Grimm. Every year, the town holds a **Fairy Tale Festival**.
- Some famous Brothers Grimm fairy tales featured in Storytime, include:
 - **Cinderella (Issue 3)**
 - **Rapunzel (Issue 7)**
 - **Rumpelstiltskin (Issue 11)**
 - **Hansel and Gretel (Issue 13)**
 - **Snow White (Issue 16)**

{ LESSON IDEAS }

- ▶ Ask your class to write down their favourite fairy tales and collect them in one big book, just like the Brothers Grimm. Design a cover and put it on display in your classroom.
- ▶ Hold your own **Fairy Tale Festival**. Dress up or print off our **Storytime Character Masks** (visit www.storytimemagazine.com/free) then read or act out your favourite fairy tales. Do lots of fairy-tale activities too.
- ▶ For more ideas and helpful downloads, read our **What Is a Fairy Tale?** and **Create a Fairy Tale! Sheets**. Plus have fun with our **Fairy Tale Creator Cards**.

HANS CHRISTIAN ANDERSEN FACT SHEET




- **Hans Christian Andersen** was born in Odense in Denmark in 1805.
- When he was a teenager, he moved to Denmark's capital city, Copenhagen, to become an actor or dancer, but a friend encouraged him to write.
- He wrote poetry, plays and books about his travels. He also wrote stories for children but, at first, nobody was interested in them.
- Later his children's stories were translated into English and he won fans all over the world – and eventually in Denmark, too.
- Hans Christian Andersen wrote 160 fairy tales, including ***The Snow Queen***, ***The Little Mermaid*** and ***The Ugly Duckling***.
- He often read his stories to audiences, ranging from ordinary workers to the Danish royal family.
- Hans Christian Andersen died in Copenhagen in 1875.
- His stories are so loved around the world, there are even **Hans Christian Andersen theme parks** in China and Japan!
- We have featured some of his famous fairy tales in Storytime, including:
 - **The Snow Queen (Issue 4)**
 - **The Princess and the Pea (Issue 12)**
 - **The Little Fir Tree (Issue 15)**
 - **Thumbelina (Issue 17)**
 - **The Little Mermaid (Issue 24)**

{ LESSON IDEAS }

- ▶ Find Copenhagen on a map. Can you discover five facts about Denmark's capital city?
- ▶ Can you become a good storyteller, like Hans Christian Andersen? Read a short story aloud using lots of expression.
- ▶ Invent your own fairy-tale theme park and think up rides or activities inspired your favourite fairy tales. Perhaps there is a giant beanstalk to climb or a special ride in a pumpkin carriage!
- ▶ For more ideas, read our **What Is a Fairy Tale?** and **Create a Fairy Tale! Sheets**.

CHARLES PERRAULT FACT SHEET



- **Charles Perrault** isn't as famous as Hans Christian Andersen or the Brothers Grimm. He lived a long time before they did. He was born in Paris, France, in 1628.
- He wrote poems and liked to write new versions of old stories to make them more interesting and fun for readers.
- He wrote a book of fairy tales for his children called the **Tales of Mother Goose**. They were published in 1697, when he was 69 years old.
- Charles Perrault's Mother Goose fairy tales included his own versions of **Little Red Riding Hood**, **Puss in Boots** and **Sleeping Beauty**, which he called *The Sleeping Beauty in the Wood*.
- Charles Perrault died in Paris in 1703. His fairy tales were translated into English 26 years later and became even more popular.
- Some people call Charles Perrault the **'father of fairy tales'**. Lots of the fairy tales in Mother Goose also appear in books by the Brothers Grimm.
- Some of Charles Perrault's fairy tales featured in Storytime, include:
 - **Cinderella (Issue 3)**
 - **Little Red Riding Hood (Issue 9)**
 - **Puss in Boots (Issue 14)**
 - **Sleeping Beauty (Issue 20)**

{ LESSON IDEAS }

- ▶ Choose one of Charles Perrault's stories and compare different versions by a few different authors. How are they the same? How do they differ?
- ▶ Who is Mother Goose? Can you draw a picture of her in a **Storytime Picture Frame**?
- ▶ Choose one of Charles Perrault's stories and rewrite it for a new audience, just like he did. How would the setting change? Maybe the characters go to your school? See our **Fairy Tale Creator Cards** for inspiration.
- ▶ For lots of helpful downloads, see **What Is a Fairy Tale?** and **Create a Fairy Tale!**

WHAT IS A FAIRY TALE?

- Many fairy tales are hundreds of years old. *Beauty and the Beast* and *Jack and the Beanstalk* are thought to be over 4,000 years old!
- For a long time, fairy tales weren't written down – people passed them from one generation to the next by saying them out loud. So the stories you read today probably changed a lot over the years.
- There are different versions of fairy tales all over the world. The name Cinderella comes from the French version of the story, **Cendrillon**. However, she was called Tattercoats in the English version, Yen-Shen in China, and Aschenputtel in Germany!
- Fairy tales usually have a good character who is in trouble, a bad character to fight or overcome and, sometimes, a magical helper, like a fairy godmother, or an enchanted object (like a magic mirror).
- The good characters are often children, animals or princes and princesses. The bad characters are often witches, giants, wicked stepmothers or wolves.
- Not all fairy tales have fairies in them and not all fairy tales even have magic in them. Some fairy tales without magic are **The Three Little Pigs, Goldilocks and the Three Bears** and **Three Billy Goat's Gruff**.
- Most fairy tales have an important message – they tell you that if you are brave or kind or strong or clever or honest enough, good things will happen to you.
- Fairy tales are well known for beginning with the words 'Once upon a time' and ending with the words 'happily ever after.'
- From **Cinderella** to **Jack and the Beanstalk**, there is a Favourite Fairy Tale in every issue of Storytime!



WHAT IS A FAIRY TALE?

LESSON IDEAS

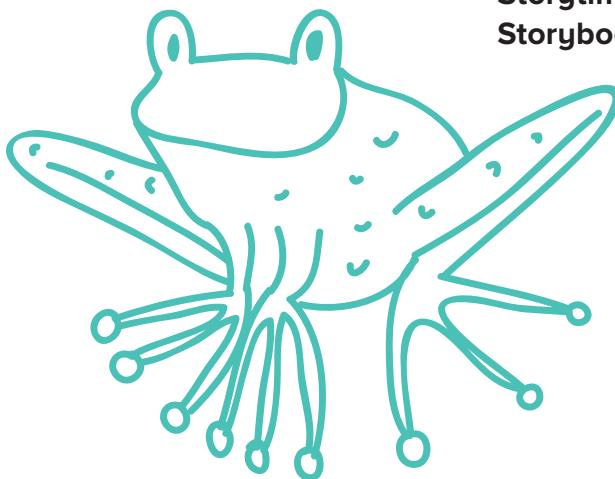
- ▶ Play the messenger game in class to show how a sentence can change when it passes from one person to the next and how fairy tales might have changed over the years.
- ▶ What fairy tales do you like? Do a class survey and vote for your favourite using our **Favourite Fairy Tale Survey Sheet**.
- ▶ Get your class in the mood for fairy tales by decorating the room using our colourful **Fairy Tale Decoration Pack**.
- ▶ Can you name three good fairy tale characters and three bad characters? See our **Fairy Tale Creator Cards**.
- ▶ What makes good fairy-tale characters good and the bad characters bad? What words in the fairy tale tell you this? What adjectives describe them? See our **Hero and Heroine Adjectives** and **Fairy Tale Baddy Adjectives Sheets**.
- ▶ Who are your favourite fairy-tale goodies and baddies? Draw a picture of each one and write three words to describe them. Use our **Storytime Picture Frame**.
- ▶ Which fairy-tale place would you like to visit? Get some inspiration from our **Fairy Tale Decoration Pack** and draw your favourite setting in a **Storytime Picture Frame**.
- ▶ Can you match fairy-tale characters to their settings? Play our **Fairy Tale Match Game**. How would the story change if you put characters in different settings – what happens if Cinderella climbs the beanstalk?
- ▶ Print out our **Fairy Tale Detective Sheet**. For one fairy tale, write down the good character, the bad character, the magical helper or enchanted object (if there is one) and the setting.
- ▶ Write a story that starts with 'Once upon a time' and ends with 'happily ever after' on our **Fairy Tale Story Sheet**.



CREATE A FAIRY TALE!

Before you get started, read some Favourite Fairy Tales in Storytime magazine.








- If you've filled in a **Fairy Tale Detective Sheet** you'll have a good idea of all the elements you can use to make up your own fairy tale. Use one of these sheets to help you plan your own story.
- Do the same with the solution – how did the good character in your favourite fairy tale solve his or her problem? Did a magical helper or enchanted object help them out?
- If you're stuck for ideas, use our pack of **24 Fairy Tale Creator Cards** to help you choose a good character, a bad character, a magical helper and/or an enchanted object, and your fairy tale setting. Mix them up and choose a card at random or lay them out and pick your favourites.
- How can you solve the problem in your own fairy tale? Use a **Story Problem and Solution Sheet** to write down problem and solution ideas for your own story.
- What problem does your good character need to solve? Read some well-known fairy tales to see the problems faced by good characters. Download our **Story Problem and Solution Sheet** and write down any problems you spot.
- In fairy tales, it's the personality and qualities of the good character that helps them too – not just magic. Use our **Hero and Heroine Adjectives Sheet** to inspire you. Add your own words to the list.
- See our **Fairy Tale Baddy Adjectives Sheet** to help you create a brilliant baddy too.
- Now plan your story! Print out our **Storytime Story Planner** and **Storyboard Sheets** to get started!



FAVOURITE FAIRY TALE SURVEY SHEET

NAME _____ CLASS _____

Use tally marks to write down how many votes each fairy tale gets, then work out the totals. Which fairy tale is the most popular? Which fairy tale is the least popular?

Fairy Tale	Tally	Total
CINDERELLA 		
JACK AND THE BEANSTALK 		
THE GINGERBREAD MAN 		
THE THREE LITTLE PIGS 		
THREE BILLY GOATS GRUFF 		
GOLDILOCKS AND THE THREE BEARS 		
LITTLE RED RIDING HOOD 		

Goodies

Print out and cut out our fairy-tale goodies. Pick one to be the hero or heroine in your own story!



PRINCE



PRINCESS



BOY



GIRL



PIG



GOAT

Baddies

Print out and cut out our rogues and baddies for inspiration and to help you make your fairy tale more interesting! Who will be in your story?



Magic

Print out and cut out our magical helpers or items for some story inspiration. Can they help make your fairy tale more fun?



FAIRY GODMOTHER



PORRIDGE POT



DWARF



FROG



GLASS SLIPPER



HEN WITH GOLDEN EGGS

Settings

Where will your fairy tale take place? Choose a random card for inspiration! Is it somewhere exciting? How will you describe it?



CASTLE



GINGERBREAD HOUSE



CASTLE IN THE CLOUDS



TOWER



WOODS



ICE PALACE

FAIRY TALE DETECTIVE SHEET

NAME _____ CLASS _____

Who are the goodies and baddies in your favourite fairy tales? Is there a magical helper or object? Where is the story set? Be a detective and fill in the facts here.

Title	Goody	Baddy	Magic	Setting

NAME _____ CLASS _____




ONCE UPON A TIME _____

A large rectangular area enclosed by a purple border, containing 18 horizontal lines for writing the story.

HERO AND HEROINE ADJECTIVES SHEET

NAME _____ CLASS _____


Here are lots of words to describe your hero or heroine. Draw circles around the ones you'd like to use in your story.



Can you write more hero or heroine adjectives in this box?

NAME _____ CLASS _____

How will you describe the baddy in your story? Circle your favourite words here.



Write some more adjectives to describe your baddy. Think about what they look like.

Match the fairy-tale characters to their settings. Draw a line to pair them up!

CHARACTERS



LITTLE
PIG

BILLY GOAT
GRUFF



JACK



CINDERELLA



HANSEL AND
GRETEL




SETTINGS




GINGERBREAD
HOUSE

BEANSTALK



BRIDGE



STRAW HOUSE




CASTLE




STORYTIME PICTURE FRAME

NAME _____ CLASS _____



STORYTIME PICTURE FRAME

NAME _____ CLASS _____



NAME _____ CLASS _____

